TOPDON®

THINK
BIG,
THINK
PHOENIX MAX

Phoenix Max

PRO

Diagnostic Tool

Contents

01 Phoenix Max Brief

02 Specs

03 At-a-Glance Highlights

04 Diagnosis Functions
- Essential Functions
- Special Features
- Expanded Functions
- Others

05 What's In The Box

06 Compare Phoenix Series

07 FAQs

Phoenix Max

The Phoenix Max is TOPDON's newest cutting-edge automotive diagnostic scanner. With a 13.3" screen, this all-in-one tool offers a wide array of functionalities that will expand any technician's capacity to complete even more jobs.

The Phoenix Max includes a 4-channel oscilloscope, ADAS compatibility, and Topology Mapping that shows all car systems in one view. Its updated MDCI (Modular Diagnostics & Communication Interface) includes the latest protocols, allowing professionals to perform more complex repairs on various automotive and heavy-duty vehicles with optional add-on software.

Phoenix Max Specs

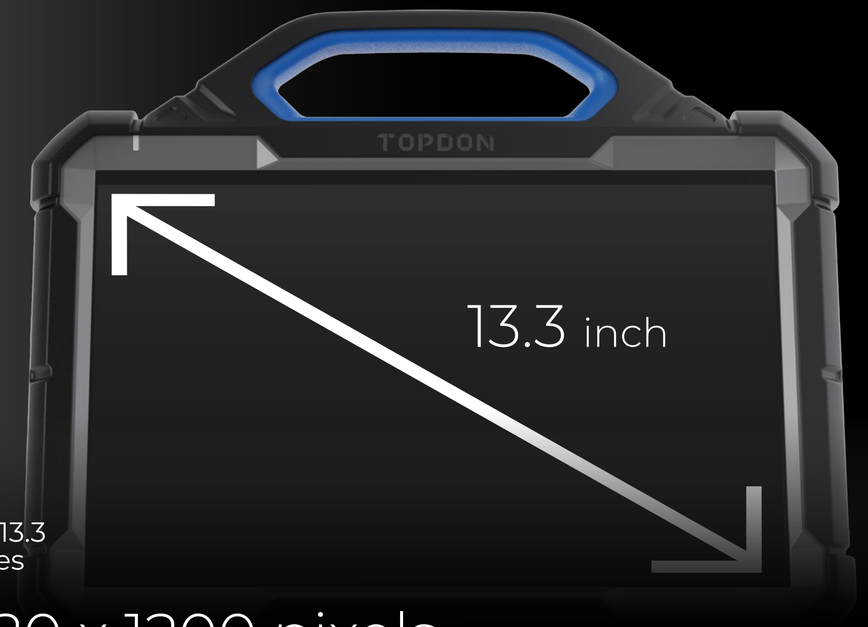

LCD 13.3 Inches

1920 x 1200 pixels

CPU

8-Core Processor, 2.0 GHz Android 9.0

RAM

8G

ROM

256G

Battery

18,600 mAh / 3.8V

Operating Voltage

9~18V

Storage Temperature

-20℃~60℃

-4℉~140℉

Working Temperature

0℃~50℃

32℉~122℉



Product
Dimensions

364 x 285 x 82mm
(14.3 x 11.2 x 3.2'')

Package
Dimensions

673 x 474 x 201 mm
(26.50 x 18.66 x 7.91'')

Net
Weight

3.18kg
(7.0 lb)

Multilingual Support -
21 languages

English, German, Spanish, French, Italian, Japanese, Portuguese, Russian, Polish, Turkish, Dutch, Hungarian, Chinese (Traditional), Korean, Greek, Slovak, Romanian, Arabic, Croatian, Slovenian, Finnish

Phoenix MDCI PRO specs

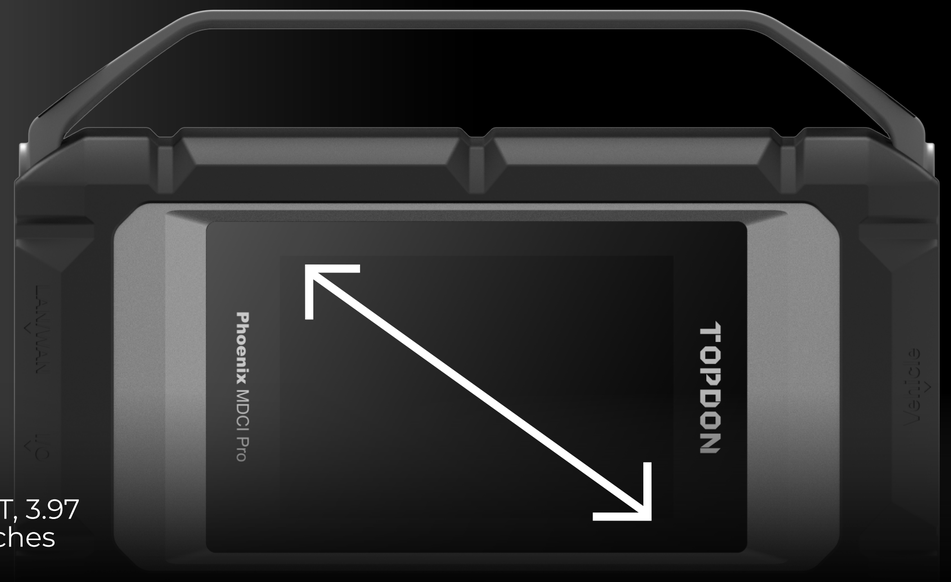

TFT, 3.97 Inches

320 x 480 pixels

CPU

Cortex-A7 + Cortex-M7 Dual Processor

Operating System

Linux

ROM

8G

RAM

256M

Wi-Fi

2.4GHz / 5GHz, Dual Band

Operating Voltage

9~36V

Working Temperature

0℃~50℃

32℉~122℉

Dimensions

196 x 135 x 42.8 (mm)

7.72 x 5.31 x 1.69''

New Protocol Supported

J2534, CAN FD, DoIP, D-PDU, RP1210

Get More Done

Automotive and Heavy-Duty coverage in one tool, it just makes sense. 2 years of automotive and 1 year of HD updates keep supporting the latest models.

*Heavy-Duty is optional, sold separately.

HD Updates

4-Channel

The included Phoenix Scope allows you to diagnose component and circuit faults with even more precision. With its color-coded channels, you can analyze and compare multiple components with ease.

Fix those hard-to-find intermittent problems by evaluating sensors, ignition components, pressure/vacuum related faults, and much more with pinpoint accuracy.

Phoenix Scope

Cloud-Based Programming and Coding

Elevate your game with Cloud-based programming for brands like Benz, BMW, Volkswagen, Audi, Skoda, Seat, Porsche, Land Rover, Jaguar, Hyundai, Nissan, Subaru, Renault, and online coding for Audi, BMW, and Porsche.

13+ Car Brands

Phoenix MDCI Pro

TOPDON's Phoenix Max comes with the Phoenix MDCI Pro, a VCI that supports J2534, DoIP, CanFD, D-PDU, and RP1210 protocols. This MDCI Pro's unparalleled coverage allows you to offer OE-level services to newer and more modern vehicles. With the Phoenix MDCI Pro, you will never be forced to outsource!

The Phoenix MDCI Pro Has You Covered

Big Display for Big Productivity

Featuring a large 13.3”, 1920 x 1200 display, 8G RAM/256G ROM, and utilizing Android 9, the Phoenix Max will take on whatever you throw at it with fast and smooth operation.

Excellent Performance

All Day Battery Life

Convenient docking station included so your Phoenix Max is always charged and within reach.

The 18600 mAh, 3.8V battery will power through the day, just like you. 8 hours of run time will ensure you're never down.

Docking Station



Extended Capability

Compatible with Phoenix ADAS, BTMobile Pros, T-Ninja Box.

Battery Test
ADAS Calibration
Key Programming

Explore More Features On the Phoenix MAX

35 maintenance services for mainstream vehicle models.

Topology map granting a clear picture of relational vehicle systems and status.

Full-system diagnostic (Engine, Transmission, Airbag, ABS, ESP, TPMS, Immobilizer, Gateway, Steering, Radio, Air Conditioning) for over 200 vehicle models.

5 Full-system diagnostic basic functions: access ECU info, read DTCs, clear DTCs, read data stream, active test.

More Features

AutoVIN for automatic vehicle identification.

Guide Function for VAG.

The FCA Secure Gateway Module(SGW) unlocks the FCA vehicle, in order to perform functions such as clearing DTCs, bi-directional testing and calibration.

Data stream recording for users to play back diagnostic activities.

More Features

PHOENIX MAX DIAGNOSIS FUNCTIONS

The Phoenix Max offers Full System Diagnostics for over 200 Vehicle Makes

Essential Functions

- ECU Lookups
- Read Fault Codes
- Clear Fault Codes
- Read Data Streams
- Actuation Testing

Special Features

- Cloud-Based Programming
- Online Coding
- 35 Maintenance Services
- VAG Guided Function

And More

Expanded Functions

- ADAS Compatibility
- Battery Tester Compatibility

Others

- FCA Secure Gateway Access
- Topology Mapping
- Auto Vin
- 10 OBD Functions
- Auto Scan
- Feedback
- Remote Assistance
- One-tap Upgrades
- Save and Share Report, Print Report Via PC

ESSENTIAL FUNCTIONS

ECU Lookup	Read Fault Codes
Clear Fault Codes	Read Data Streams
Actuation Tests	

SPECIAL FEATURES

Cloud-Based Programming	Online Coding
35 Maintenance Services	VAG Guided Function
And More	

CLOUD-BASED PROGRAMMING

Models supporting cloud-based programming

BRANDS	YEAR
AUDI	Until 2021
BMW	Until Mar. 2022
Hyundai	Until 2018 (Part of modes Supported)
Jaguar/Land Rover	Until 2017
Mercedes-Benz	Until 2021
Nissan	Until 2022
Porsche	Until 2021
Renault	Until 2021 (Part of modes Supported)
Subaru	Until 2020
VW/SKODA/SEAT	Until 2022

ONLINE CODING

Online Coding Available on the Following Vehicle Makes

Audi	BMW
Jaguar	Land Rover
Mercedes-Benz	Nissan
Porsche	Renault
SEAT	Skoda
Subaru	Volkswagen

35 MAINTENANCE SERVICES

- Oil Reset (53 brands)
- EPB Reset (41 brands)
- DPF (39 brands)
- IMMOBILIZER (45 brands)
- Suspension Reset (11 brands)
- AFS Headlamp Reset (9 brands)
- Gear Learning (3 brands)
- Throttle Adaptation (37 brands)
- ADBLUE Reset (8 brands)
- EGR Reset (7 brands)
- NOx Sensor Reset (8 brands)
- Seats Calibration (18 brands)
- Reset AIRBAG (4 brands)
- TYPE Reset (5 brands)
- Power Balance (9 brands)
- AC System Relearn (10 brands)
- STOP/START (5 brands)
- IMMO PROG
- SAS Reset (44 brands)
- BMS Reset (31 brands)
- ABS Bleeding (34 brands)
- Sunroof Reset (4 brands)
- Gearbox Reset (8 brands)
- Injector Coding (41 brands)
- TPMS Reset (38 brands)
- A/F Reset (5 brands)
- Coolant Bleed (5 brands)
- Language Change (7 brands)
- Odometer Calibration (9 brands)
- Motor Angle Calibration (5 brands)
- Transport Mode (13 brands)
- Windows Calibration (15 brands)
- Gas Particulate Filter Regeneration (14 brands)
- High Voltage Battery Diagnostics (7 brands)
- Intelligent Cruise Control System

VAG GUIDED FUNCTIONS

Guided procedures and functions streamline the repair process. Follow the prompts for easy and convenient operation, suitable for VW, Audi, Skoda and SEAT vehicles.

EXPANDED FUNCTIONS

Compatible with the **Phoenix ADAS Mobile**

Combined with TOPDON's New Calibration System, the Phoenix Max is capable of calibrating advanced driver-assistance systems, such as ACC, AEB, LDW, LKA, NVS, RCW, BSD, and more.
You can use the wide array of targets to bring new capabilities and more revenue to your shop.



Compatible with the **BTMobile ProS**

Turn the Phoenix Remote Into a Battery Tester! This scanner is compatible with the BTMobile ProS, allowing you to view all battery info and perform battery, cranking, and charging tests.

Compatible with the **T-Ninja Box**

It allows users to read and write key chip data, generate special keys, and more. This cutting-edge programming tool is compatible with the most prominent ECU, MCU, and EEPROM Manufacturers.

OTHERS

1. OBD Full Functions

Supports 10 kinds of OBD Modes.

2. Auto Vin

The Phoenix Smart automatically uses the right diagnostic software after identifying the vehicle through its VIN.

3. Auto Scan

Automatically scan all the on-board systems.

4. Tool Feedback

Feedback can provide better after-sales service to customer.

5. One-Tap Upgrades

Updating is easy and convenient.
First connect to WIFI. After selecting all software, tap Update to upgrade all software with one tap.

6. Save and Share Reports

7. FCA Secure Gateway Access

8. Topology Mapping

WHAT'S IN THE BOX?

- Phoenix Max
- Base
- Phoenix MDCI PRO
- Phoenix Scope
- MDCI PRO CAB Male to Diagnostic Cable
- Clipper Cable (LCDSS)
- Fuse (AC250V/5A, φ5x20mm) *4
- MDCI PRO CAB Type A to B Cable
- Cigarette Lighter Cable
- Fuse (AC250V/5A, φ6x30mm) *2
- BZ-38 (BENZ)
- TA-17 (TOYOTA)
- B-20 (BMW)
- HA-3 (HONDA)
- OBD I Adaptor
- Charging Cable
- TA-22 (TOYOTA)
- G/V-12 (GM/VAG)
- CR-6 (CHRYSLER)
- NN-14+16 (NISSAN)
- M/H-12+16 (MITUBISHI/HYUNDAI)
- Adaptor

- AC Cable (US)
- Mini-HDMI to HDMI
- 3-in-1 Charger (Matched with U.S., U.K. and Europrean plugs)
- FT-3 (FIAT)
- AC Cable (EU)
- AC Cable (UK)
- Type A USB to Type C
- Ethernet Cable

HEAVY-DUTY (OPTIONAL)

MAN-12 1 PC	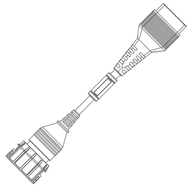	OBD-9 1 PC	
OBD-6 1 PC	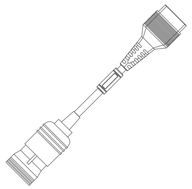	CAT-9 1 PC	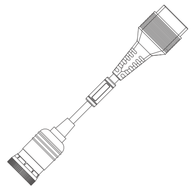
HD-OBD-16 1 PC		HD-BENZ-14 1 PC	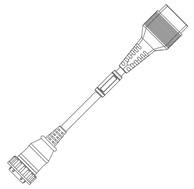
IVECO-30 1 PC	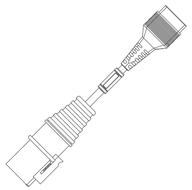	MAN-37 1 PC	

RENAULT-12 1 PC		ISUAU-3 1 PC	
VOLVO-8 1 PC	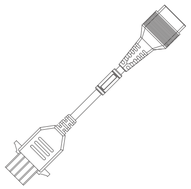	ISUZU-20 1 PC	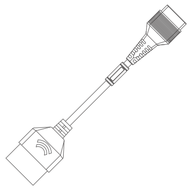
IVECO-38 1 PC	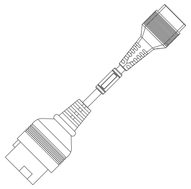		

MODEL / SPECIFICATIONS	Phoenix Elite	Phoenix Smart	Phoenix Max	Phoenix Remote
				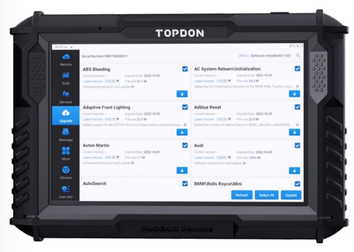
HAREWARE				
CPU	MT6761 Core 4, 2.0GHZ	MT6761 Core 4, 2.0GHZ	MT8788 , Core 8 , 2.0GHz	MT6761 Core 4, 2.0GHZ
RAM	4G	4G	8G	4G
ROM	64G	128G	256G	128G
Battery Capacity	12600mAh	12600mAh	18600mAh	12000mAh
Android Version	Android 10.0	Android 10.0	Android 9.0	Android 10.0
Screen Size	10.1 inch	10.1 inch	13.3 inch	10.1 inch
Screen Resolution	1280×800	1280×800	1920x1200	1280×800
Wi-Fi	2.4/5GHz	2.4/5GHz	2.4 /5 GHz	2.4/5GHz
Camera	Rear8.0 mp	Rear8.0 mp	Rear13 mp	Rear13 mp
Weight	1.567 kg (3.45 lb)	1.567 kg (3.45 lb)	3.18kg (7 lb)	1.760 kg (3.88 lb)
SOFTWARE				
Cloud-Based Programming	6 Brands (Audi, Benz, VW, BMW, SKODA, SEAT)	13 Brands (Benz, BMW, Audi, VW, SKODA, SEAT, Porsche, Jaguar, Land Rover, Nissan, Subaru, Renault, Hyundai)	13 Brands (Benz, BMW, Audi, VW, SKODA, SEAT, Porsche, Jaguar, Land Rover,Nissan, Subaru, Renault, Hyundai)	13 Brands (Benz, BMW, Audi, VW, SKODA, SEAT, Porsche, Jaguar, Land Rover,Nissan, Subaru, Renault, Hyundai)
Remote Diagnostic	✗	✗	✗	✓
Remote Desktop	✓	✓	✓	✓
Communication	VCI/Bluetooth	VCI/Bluetooth	VCI/Bluetooth	Line
ADAS Compatibility	✓	✓	✓	✓
Compatible Add-on Tools	Battery Tester	Battery Tester	Battery Tester, Oscilloscope	Battery Tester
FCA Secure Gateway	FCA Official Account Subs Fee	FCA Official Account Subs Fee	FCA Official Account Subs Fee	FCA Official Account Subs Fee
Auto VIN	✓	✓	✓	✓
Full-System Diagnostic	✓	✓	✓	✓
Daily Maintenance Functions (Only the Commonly Used Special Functions, such as: EPB OLS, BMS, DPF, SAS, TPMS, etc.)	34	34	35	34
Diagnostic Topology Display	✓	✓	✓	✓
Diagnostic Protocols: D-PDU/J2534/RP1210	✗	✓	✓	✓
Bus Protocols: DoIP/CAN FD	Only CAN FD Supported	✓	✓	✓
Heavy Duty (Optional)	✗	✓	✓	✓
Software Languages	15 Languages English, German, Spanish, French, Italian, Japanese, Portuguese, Russian, Polish, Turkish, Dutch, Hungarian, Chinese (Traditional), Korean, Finnish	15 Languages English, German, Spanish, French, Italian, Japanese, Portuguese, Russian, Polish, Turkish, Dutch, Hungarian, Chinese (Traditional), Korean, Finnish	21 Languages English, German, Spanish, French, Italian, Japanese, Portuguese, Russian, Polish, Turkish, Dutch, Hungarian, Chinese (Traditional), Korean, Greek, Slovak, Romanian, Arabic, Croatian, Slovenian, Finnish	13 Languages English, German, Spanish, French, Italian, Japanese, Portuguese, Russian, Polish, Turkish, Dutch, Hungarian, Chinese (Traditional)

FAQs

Q Can I use the same type of charger to charge the tablet?

A No, please use original charger. Our company is not responsible for any damage and economic loss caused by using charger, which is not provided by TOPDON.

Q How can I conserve power?

A Please turn off the screen while the equipment isn't used, set a shorter standby time, and/or decrease the brightness of the screen.

Q The tablet cannot be turned on after charging.

A Possible reasons:

The equipment has not been used for a long time, and the battery is too low.

Solution:

Charge it for more than 2 hours before turning it on.

Problem of Charger:

If there is a quality problem, please contact the dealer or after-sales service of TOPDON.

Q Why can't register?

A Possible reasons:

The tablet isn't connected to a network;

Your email has been registered;

There is no verification code in the email box.

Solution:

Please make sure the network is connected;

Use another email to register or log in with the username registered by the email (If you forget the username, you can retrieve it by email);

Check if the email address is valid and resend the code.

Server problem:

Server maintenance. Please try again later.

Q Why can't log in?

A Possible reasons:

The tablet isn't connected to a network;

The user name or password is incorrect.

Solution:

Please make sure the network is connected;

Check the user name and password Contact TOPDON after-sales service or regional sales to retrieve the user name and password.

Server problem:

Server maintenance. Please try again later.

Q Why can't activate the equipment?

A Possible reasons:

The equipment isn't connected;

The serial number and activation code are inputted wrong;

The activation code is invalid;

The configuration is empty.

Solution:

Make sure the network is connected;

Check the serial number and activation code and make sure they are correct (serial number 12 digits, activation code 8 digits);

Contact TOPDON after-sales service to get support;

Contact TOPDON after-sales service or regional sales.

Server problem:

Server maintenance. Please try again later.

Q Notes: the equipment is not activated during update software?

A Possible Cause：

The Phoenix MDCI Pro connector may not be activated during registration.

Solution：

Use the serial number and activation code to activate the connector. Steps are as follows: Tap [Settings]->[Activate Phoenix MDCI Pro] Enter the correct serial number and activation code in the interface, and tap [Activate].

Q Software upgrade failed.

A Possible reasons:

The equipment is not connected to the Internet;

The user name or password is wrong. The equipment has not enough memory.

Solution:

Check its network connection;

Check the user name and password. Uninstall irrelevant applications and delete uncommonly used vehicle software (enter setting -> diagnostic software clear -> remove software to operate).

Server problem:

Server maintenance, please try again later.

Q There is no power in the Phoenix MDCI Pro dongle after connecting to the vehicle's DLC port.

A Possible reasons:

Poor contact of vehicle's DLC port;

Too low voltage of the vehicle battery;

Damage of the Phoenix MDCI Pro dongle.

Solution:

Plug out the Phoenix MDCI Pro dongle, and then plug it in again;

.Recharge the vehicle battery;

.Replace the vehicle battery if it is damaged;

Contact TOPDON after-sales service to get support.

Q The tablet cannot establish a connection with the Phoenix MDCI Pro dongle.

A Possible reasons:

Poor contact of the Phoenix MDCI Pro dongle;

The firmware is damaged.

Solution:

.Plug out the Phoenix MDCI Pro dongle, and then plug it in again;

.Perform the Phoenix MDCI Pro Bluetooth pairing again.

Enter the settings and tap "Fix Connector Firmware/System*' to fix the firmware.

Q How about non-standard OBDII Phoenix MDCI Pro connector.

A There are several non-standard adapters in the box, please follow the instructions to connect.

Q Communication error with vehicle ECU?

A Please confirm: Whether the vehicle is equipped with the system.Whether the Phoenix MDCI Pro is correctly connected and whether the vehicle ignition switch is ON. If all are normal, send vehicle production year, model and VIN number by Feedback feature.

Q What to do if the connector is missing?

A Contact TOPDON after-sales service or regional sales

Q The downloaded diagnostic software is inconsistent with the serial number.

A There are several connectors registered under the equipment account, and the serial number of right connector has not been selected.Enter the settings-[Phoenix MDCI Pro] and select the right serial number of connector. Delete the software with problems, then enter the upgrade center to download the diagnostic software again.

CONTACT US FOR MORE DETAILS

TOPDON®

www.topdon.com
sales@topdon.com
support@topdon.com
Social Media: @topdonofficial

+86-755-21612590 (Global HQ)
+1-833-629-4832 (North America)

CHINA TOPDON HQ

Unit 2005 20/F, No. 3040 Xinghai Avenue,
Qianhai Shimao Tower, Qianhai Shenzhen-Hong Kong
Cooperation Zone, Shenzhen, PR, China 518000

USA TOPDON HQ

400 Commons Way, Suite A
Rockaway, NJ 07866